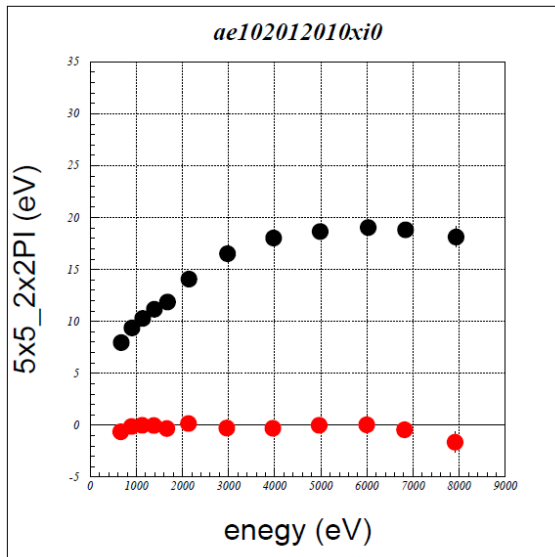
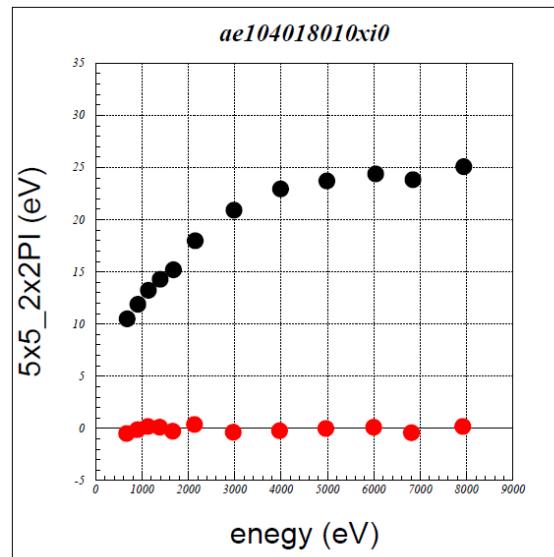


# An update of XIS CALDB *makepi* for 2x2(sci-on) data

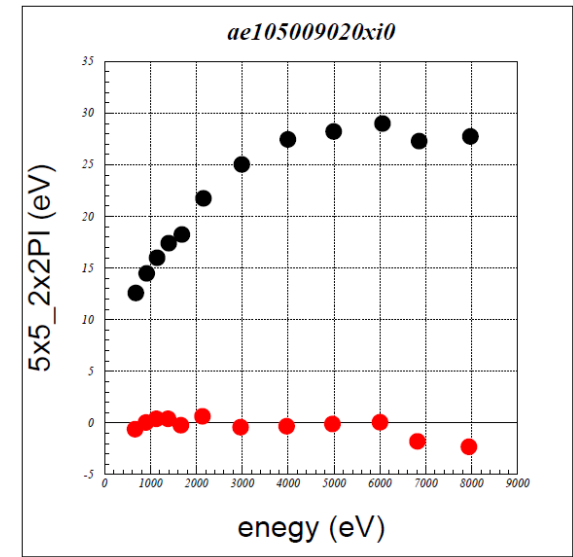
2008.Feb



2009 Aug.



2011 Feb.



- X-axis: energy in eV, Y-axis: 5x5PI – 2x2PI in eV
- The energy assigned on 2x2 event data used to be lower than that on 5x5 event data by about 15 and 30 eV at 1 and 6 keV, respectively, as shown in black points in above figures. The difference depends on both energy and time.
- With the latest *makepi*-20110621, the difference is practically gone as shown in red points in above figures.
- These figures are about XIS0, but we've also got a similar result about XIS3. Note that XIS1 is not operated in 2x2 mode.